

Are you at risk for wet Age-related Macular Degeneration (AMD)?

ForeseeHome® can detect wet AMD earlier
to help preserve your vision



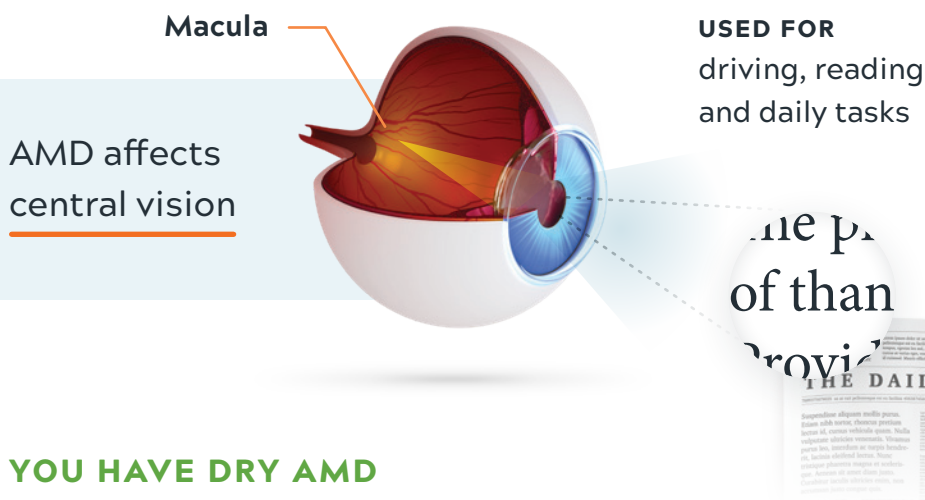
ForeseeHOME™
AMD Monitoring Program

Your eye doctor recommends ForeseeHome
because they care about protecting your vision.



What is AMD and why your doctor takes it seriously

Age-related Macular Degeneration (AMD) is the most common cause of vision loss for people over 50. AMD affects the **macula** at the back of your eye, which lets you see images directly in front of you, like faces or text. There are two forms of AMD – dry and wet.



YOU HAVE DRY AMD

In dry AMD, among other changes, fatty deposits called drusen build up in the cells of the macula. As the size and number of these deposits increase, so does your risk of developing wet AMD. You may not notice any of these changes in your vision over time.

PROGRESSING FROM DRY TO WET AMD

About 10-15% of people with dry AMD progress to a more advanced form called wet AMD. In wet AMD, abnormal blood vessels can suddenly leak fluid in the back of the eye. **You may not notice any changes until significant vision loss has occurred.**

Wet AMD destroys the sharp, pinpoint vision needed to see objects clearly and may cause permanent vision loss if left undetected. You could lose your ability to read a book, drive, or do other daily tasks.

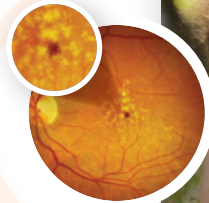
WET AMD SYMPTOMS

- Straight lines look wavy and distorted
- Dark spot(s) appear in your central vision

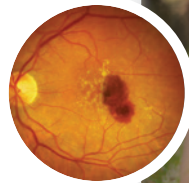
In some cases, chances of progressing from dry to wet AMD within the next 5 years can be more than 50%.



Intermediate
Dry AMD



Early
Wet AMD



Advanced
Wet AMD



Helping to prevent wet AMD is the first step, but you can do more



There are important steps you can take to reduce your risk of developing wet AMD, including making healthy lifestyle choices and taking AREDS2 vitamins daily. But proactively monitoring your eyes with at-home testing can detect wet AMD between eye doctor appointments if these don't work.



Catching wet AMD as soon as possible, before significant vision loss has occurred, is critical. Effective treatments are available for wet AMD, but the disease will continue to progress until your doctor begins treatment.

The earlier you catch wet AMD, the better chance you have of preserving your vision and independence.



With ForeseeHome, you can detect wet AMD earlier so your doctor can treat earlier

ForeseeHome is an early warning system for your eyes to help detect wet AMD as early as possible. The device offers an easy at-home test to check for changes in your central vision, which you may not see or notice on your own.

A SHORT & EASY DAILY TEST

Just click where the wave in the line appears.



Data from each test are automatically sent to the Notal Vision Diagnostic Clinic, the provider of ForeseeHome.



If a change in test scores is detected, Notal Vision alerts your doctor. Your doctor's office will contact you directly to schedule a follow up eye exam to check for wet AMD.

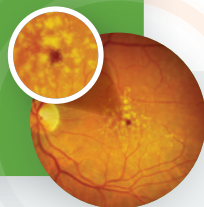
Help preserve your vision with ForeseeHome



Monitoring with ForeseeHome is important because dry AMD can suddenly convert to the wet form of the disease without you noticing. If wet AMD is only detected during your next scheduled eye exam, too much time may have passed for treatment to effectively protect your vision.

Patients who added ForeseeHome to their home monitoring plan **preserved more of their vision** when wet AMD was detected using the device rather than waiting for their next eye appointment.

Patients preserved more of their vision **when wet AMD was detected early** using ForeseeHome.



Patients who maintained functional vision at time of diagnosis (20/40 or better):




94%

ForeseeHome

when added to regular eye exams and Amsler grid

vs



62%

Standard of Care

with regular eye exams and the Amsler grid

ForeseeHome is more sensitive to AMD changes than older home testing methods, like the Amsler grid and telling your doctor about noticeable vision changes.

“Testing my eyes on a regular basis gives me a sense of security.”

- FORESEEHOME PATIENT

Life isn't always about preserving your vision, but vision is vital to living your life.



Covered by Medicare and most private insurance



We work with all patients and their insurance plans to determine and secure the best possible coverage.

A

Medicare + Secondary Supplement Plan

Costs as low as **\$0 per month.**

B

Medicare Only

Patient pays **\$15.03 per month** once their yearly Medicare Part B deductible is met.

C

Medicare Advantage or Commercial Insurance

Will require further verification to determine a monthly out-of-pocket cost.

FINANCIAL ASSISTANCE PROGRAM

Patients without coverage, or who are unable to pay the out-of-pocket costs, can apply for the *Notal Vision Patient Financial Assistance Program*, which allows qualified patients to use the device with no out-of-pocket costs.

Setup is this easy



Simply plug the ForeseeHome device into a power outlet.



IF YOU HAVE WI-FI

We will give you a Wi-Fi-enabled device with simple setup instructions.



IF YOU DON'T HAVE WI-FI

We will include a modem that plugs into the device and connects automatically to the Notal Vision Diagnostic Clinic like a cell phone.

You do not need a computer or internet connection.



RECEIVED A REFERRAL?

**Call 1-888-910-2020
to get started.**

Get started with ForeseeHome

ForeseeHome is for patients with intermediate dry Age-related Macular Degeneration (AMD) who are at high risk of progressing to wet AMD. ForeseeHome is covered by Medicare and most private insurance.



I RECEIVED A PHYSICIAN REFERRAL

Call 1-888-910-2020 to complete enrollment.

If we don't hear from you, you'll receive a call from the Notal Vision Diagnostic Clinic within 2-3 business days.



I DIDN'T RECEIVE A PHYSICIAN REFERRAL

ForeseeHome is only available with a referral from your eye doctor. Ask your doctor if ForeseeHome is right for you.

WE'RE HERE TO HELP

1-888-910-2020

Mon-Fri, 8 AM to 6 PM EST

www.foreseehome.com

- > Device Enrollment & Support
- > AMD Education
- > Insurance & Financial Services

FDA INDICATION FOR USE

The ForeseeHome is intended for use in the detection and characterization of central and paracentral metamorphopsia (visual distortion) in patients with age-related macular degeneration, as an aid in monitoring progression of disease factors causing metamorphopsia including but not limited to choroidal neovascularization (CNV). It is intended to be used at home for patients with stable fixation.

The ForeseeHome AMD Monitoring Program is only available by physician order and is intended to be used as an addition to regular eye exams.

The ForeseeHome AMD Monitoring Program is covered by Medicare, subject to its coverage requirements for the test, to assess patients with dry AMD who are at risk of developing wet AMD.

ForeseeHome is not appropriate for all patients. If you have difficulty using a mouse or have other issues with your eyes, ForeseeHome may not be right for you. If this is the case, talk to your eye doctor about other at-home monitoring options to protect your vision.

ForeseeHome® can detect wet AMD earlier to help preserve your vision



Covered by Medicare and
most private insurance



**A short and easy daily test from
the comfort of home.**

If a change in your vision is detected, your eye doctor is alerted so they can schedule a follow-up appointment. **ForeseeHome gives you a 94% chance of preserving functional vision (20/40 or better).**

**Call the Notal Vision
Diagnostic Clinic
to get started**

1-888-910-2020

Mon-Fri, 8 AM to 6 PM EST

www.foreseehome.com